

CUT-OFF WHEELS

Made in USA



APPLICATIONS:

Reinforced and non-reinforced high speed precision and general purpose wheels for various cutting applications.

Item No.	UPC	Sizes			Spec.	Max. RPM	Pcs/ Box	Pcs/ Ctn	Ctn Wgt
		Dia.	x Thic.	x Arbor					
CA1031U62 *	17061	1"	x .040"	x 1/8"	A60T F2	61,000	50	300	1
CA1042U62 *	17022	1"	x 1/16"	x 1/4"	A60T F2	61,000	50	300	2
CA1520U62 *	18000	1-1/2"	x 1/32"	x 1/16"	A60T F2	45,000	50	300	2
CA1521U62 *	18001	1-1/2"	x 1/32"	x 1/8"	A60T F2	45,000	50	300	2
CA1531U62 *	18061	1-1/2"	x .040"	x 1/8"	A60T F2	45,000	50	300	2
CA1541U62 *	18021	1-1/2"	x 1/16"	x 1/8"	A60T F2	45,000	50	300	3
CA1543U42 *	16023	1-1/2"	x 1/16"	x 3/8"	A46T F2	45,000	50	300	3
CA2022U62 *	17102	2"	x 1/32"	x 1/4"	A60T F2	30,600	50	300	7
CA2023U62 *	17103	2"	x 1/32"	x 3/8"	A60T F2	30,600	50	300	7
CA2031U62 *	17161	2"	x .040"	x 1/8"	A60T F2	30,600	50	300	7
CA2032U62 *	17162	2"	x .040"	x 1/4"	A60T F2	30,600	50	300	7
CA2033U62 *	17163	2"	x .040"	x 3/8"	A60T F2	30,600	50	300	7
CA2042U62 *	17122	2"	x 1/16"	x 1/4"	A60T F2	30,600	50	300	7
CA2043U42 *	15123	2"	x 1/16"	x 3/8"	A46T F2	30,600	50	300	7
CA2082U32 *	11182	2"	x 1/8"	x 1/4"	A36T F2	30,600	50	300	11
CA2083U32 *	11183	2"	x 1/8"	x 3/8"	A36T F2	30,600	50	300	11
CA20163U31 *	11143	2"	x 1/4"	x 3/8"	A36T F3	30,600	25	300	19
CA20243U22 *	11103	2"	x 3/8"	x 3/8"	A24R F3	30,600	10	300	35
CA25243U22 *	12103	2-1/2"	x 3/8"	x 3/8"	A24R F3	25,000	10	300	55
CA3022U61	17206	3"	x 1/32"	x 1/4"	A60T F2	25,000	50	300	9
CA3023U61	17207	3"	x 1/32"	x 3/8"	A60T F2	25,000	50	300	9
CA3032U62	17262	3"	x .040"	x 1/4"	A60T F2	25,000	50	300	9
CA3033U62	17263	3"	x .040"	x 3/8"	A60T F2	25,000	50	300	9
CA3042U41	15222	3"	x 1/16"	x 1/4"	A46T F2	25,000	50	300	14
CA3042U61	17222	3"	x 1/16"	x 1/4"	A60T F2	25,000	50	300	14
CA3043U41	15223	3"	x 1/16"	x 3/8"	A46T F2	25,000	50	300	14
CA3063U41	15266	3"	x 3/32"	x 3/8"	A46T F2	25,000	50	300	19
CA3082U31	11282	3"	x 1/8"	x 1/4"	A36T F2	25,000	50	300	24
CA3083U31	11283	3"	x 1/8"	x 3/8"	A36T F2	25,000	50	300	24
CA30123U41	15293	3"	x 3/16"	x 3/8"	A46T F3	25,000	50	300	34
CA30163U41	15243	3"	x 1/4"	x 3/8"	A46T F3	25,000	25	150	25
CA30243U22	15296	3"	x 3/8"	x 3/8"	A24R F3	25,000	10	60	17
CA4022U61	17306	4"	x 1/32"	x 1/4"	A60T F2	19,000	50	300	17
CA4023U61	17307	4"	x 1/32"	x 3/8"	A60T F2	19,000	50	300	17
CA4025U61	17305	4"	x 1/32"	x 5/8"	A60T F2	19,000	50	300	17
CA4032U62	17362	4"	x .040"	x 1/4"	A60T F2	19,000	50	300	17
CA4033U62	19363	4"	x .040"	x 3/8"	A60T F2	19,000	50	300	17
CA4035U62	17315	4"	x .040"	x 5/8"	A60T F2	19,000	50	300	17
CA4042U41	15322	4"	x 1/16"	x 1/4"	A46T F2	19,000	50	300	23
CA4043U41	15323	4"	x 1/16"	x 3/8"	A46T F2	19,000	50	300	23
CA4045U41	15325	4"	x 1/16"	x 5/8"	A46T F2	19,000	50	300	23
CA4047U41	15327	4"	x 1/16"	x 7/8"	A46T F2	19,000	50	300	23

* Non-Stock Items



USE ON TOOL
WITH SAFETY GUARD


Item No.	UPC	Sizes			Spec.	Max. RPM	Pcs/ Box	Pcs/ Ctn	Ctn Wgt
		Dia.	x Thic.	x Arbor					
CA4063U41	15363	4"	x 3/32"	x 3/8"	A46T F2	19,000	50	300	36
CA4065U41	15365	4"	x 3/32"	x 5/8"	A46T F2	19,000	50	300	36
CA4082U31	11382	4"	x 1/8"	x 1/4"	A36T F2	19,000	50	300	40
CA4083U31	11383	4"	x 1/8"	x 3/8"	A36T F2	19,000	50	300	40
CA4085U31	11385	4"	x 1/8"	x 5/8"	A36T F2	19,000	50	300	40
CA4087U31	11387	4"	x 1/8"	x 7/8"	A36T F2	19,000	50	300	40
CA40163U31	11343	4"	x 1/4"	x 3/8"	A36T F2	19,000	25	300	45
CA4537U61	17417	4-1/2"	x .045"	x 7/8"	A60T F2	13,300	50	300	21
CA4547U41	15427	4-1/2"	x 1/16"	x 7/8"	A46T F2	13,300	50	300	27
CA4567U41	15467	4-1/2"	x 3/32"	x 7/8"	A46T F2	13,300	50	300	36
CA4587U31	11487	4-1/2"	x 1/8"	x 7/8"	A36T F2	13,300	50	300	52
CA5037U61	17517	5"	x .045"	x 7/8"	A60T F2	12,000	50	300	25
CA5047U41	15527	5"	x 1/16"	x 7/8"	A46T F2	12,000	50	300	35
CA5067U41	15567	5"	x 3/32"	x 7/8"	A46T F2	12,000	50	300	46
CA5087U31	11587	5"	x 1/8"	x 7/8"	A36T F2	12,000	25	150	33
CA6033U61	17613	6"	x .040"	x 3/8"	A60T F2	10,200	50	200	24
CA6034U61	17614	6"	x .040"	x 1/2"	A60T F2	10,200	50	200	24
CA6035U61	17615	6"	x .040"	x 5/8"	A60T F2	10,200	50	200	24
CA6037U61	17617	6"	x .045"	x 7/8"	A60T F2	10,200	50	200	24
CA6043U41	15623	6"	x 1/16"	x 3/8"	A46T F2	10,200	50	200	34
CA6044U41	15624	6"	x 1/16"	x 1/2"	A46T F2	10,200	50	200	34
CA6045U41	15625	6"	x 1/16"	x 5/8"	A46T F2	10,200	50	200	34
CA6047U41	15627	6"	x 1/16"	x 7/8"	A46T F2	10,200	50	200	34
CA6085U31	11685	6"	x 1/8"	x 5/8"	A36T F2	10,200	25	100	32
CA6087U31	11687	6"	x 1/8"	x 7/8"	A36T F2	10,200	25	100	32
CA7035U61	17715	7"	x .045"	x 5/8"	A60T F2	8,500	50	200	33
CA7037U61	17717	7"	x .045"	x 7/8"	A60T F2	8,500	50	200	33
CA7044U41	15724	7"	x 1/16"	x 1/2"	A46T F2	8,500	25	100	23
CA7045U41	15725	7"	x 1/16"	x 5/8"	A46T F2	8,500	25	100	23
CA7047U41	15727	7"	x 1/16"	x 7/8"	A46T F2	8,500	25	100	23
CA7085U31	11785	7"	x 1/8"	x 5/8"	A36T F2	8,500	25	100	43
CA1045U33	12125	10"	x 1/16"	x 5/8"	A36T F2	6,100	10	30	15
CA1048U33	12128	10"	x 1/16"	x 1"	A36T F2	6,100	10	30	15

Type 1 with Metal Arbor Insert for METAL Cutting

CA3043U45	15226	3"	x 1/16"	x 3/8"	A46T F2	25,000	50	300	14
CA4025U65	17308	4"	x 1/32"	x 5/8"	A60T F2	18,000	50	300	17
CA4537U65	17420	4-1/2"	x .045"	x 7/8"	A60T F2	13,300	50	300	21
CA4547U45	15430	4-1/2"	x 1/16"	x 7/8"	A46T F2	13,300	50	300	27
CA4587U35	11490	4-1/2"	x 1/8"	x 7/8"	A36T F2	13,300	50	300	52
CA6037U65	17620	6"	x .045"	x 7/8"	A60T F2	10,200	50	200	24
CA7045U45	15730	7"	x 1/16"	x 5/8"	A46T F2	8,500	50	100	23

Type 27 THIN Wheels for METAL Cutting

DT4517U65	14511	4-1/2"	x .045"	x 7/8"	A60T F2	13,300	50	300	21
DT4527U45	14513	4-1/2"	x 1/16"	x 7/8"	A46T F2	13,300	25	100	10
DT4537U45	14515	4-1/2"	x .090"	x 7/8"	A46T F2	13,300	25	100	18
DT5017U65	14521	5"	x .045"	x 7/8"	A60T F2	12,000	25	100	9
DT6017U65	14531	6"	x .045"	x 7/8"	A60T F2	10,200	25	100	12



Item No.	UPC	Size			Spec.	Max. RPM	Pcs/ Ctn	Ctn Wgt	Ctn Wgt
		Dia.	x Thic.	x Arbor					

Type 1 METAL Cutting Wheels for FABRICATING, TOOL ROOM and MACHINE SHOP use

CA6024U61	17604	6"	x 1/32"	x 1/2"	A60T F2	10,200	25	200	22
CA6025U61	17605	6"	x 1/32"	x 5/8"	A60T F2	10,200	25	200	22
CA6027U61	17607	6"	x 1/32"	x 7/8"	A60T F2	10,200	25	200	22
CA7029U62	17702	7"	x 1/32"	x 1-1/4"	A60T F2	8,500	25	100	17
CA7049U41	15721	7"	x 1/16"	x 1-1/4"	A46T F2	8,500	25	100	23
CA7049U61	17721	7"	x 1/16"	x 1-1/4"	A60T F2	8,500	25	100	23
CA7089U61	17781	7"	x 1/8"	x 1-1/4"	A60R F2	8,500	25	100	40
CA8029U68 *	17801	8"	x .035"	x 1-1/4"	A60T F2	7,600	25	50	14
CA1045T33 *	12126	10"	x 1/16"	x 5/8"	TA36R F2	6,100	10	20	10



Type 1 Non-Reinforced METAL Cutting for FRABRICATING, TOOL ROOM and MACHINE SHOP use

CA6039U6N *	57661	6"	x .040"	x 1-1/4"	A60T B	7,600	25	200	22
CA6045R4N *	55625	6"	x 1/16"	x 5/8"	A46Q B	7,600	25	200	33
CA6049R4N *	55621	6"	x 1/16"	x 1-1/4"	A46Q B	7,600	25	200	33
CA7029U6N *	51751	7"	x 1/32"	x 1-1/4"	A60R P9	6,800	25	100	17
CA7089U3N *	51781	7"	x 1/8"	x 1-1/4"	A36R B	6,800	25	100	45
CA8049U6N *	51871	8"	x 1/16"	x 1-1/4"	A60R P9	5,970	25	50	14
CA8089U3N *	51881	8"	x 1/8"	x 1-1/4"	A36R B	5,970	25	50	22

* Non-Stock Items

- Non-reinforced wheel designed for use only on stationary base type machines where workpiece is securely clamped and the wheel is mechanically controlled the movement to maintain a straight cut.

- Should not be used on portable machines or operated on an unstable cutting plane, as wheel may break-off easily causing injury.



Item No.	UPC	Sizes			Spec.	Max. RPM	Pcs/ Box	Pcs/ Ctn	Ctn Wgt
		Dia.	x Thic.	x Arbor					

Type 1 for STAINLESS STEEL Cutting


CW3032U61	14805	3"	x .040"	x 1/4"	WA60S	25,000	50	300	7
CW3033U61	14806	3"	x .040"	x 3/8"	WA60S	25,000	50	300	7
CW3042U41	14807	3"	x 1/16"	x 1/4"	WA46S	25,000	50	300	14
CW3043U41	14809	3"	x 1/16"	x 3/8"	WA46S	25,000	50	300	14
CW4033U61	14813	4"	x .040"	x 3/8"	WA60S	18,000	50	300	14
CW4035U61	14815	4"	x .040"	x 5/8"	WA60S	18,000	50	300	14
CW4043U41	14823	4"	x 1/16"	x 3/8"	WA46S	18,000	50	300	22
CW4045U41	14825	4"	x 1/16"	x 5/8"	WA46S	18,000	50	300	22
CW4083U31	14833	4"	x 1/8"	x 3/8"	WA36S	18,000	50	300	40
CW4537U65	14841	4-1/2"	x .045"	x 7/8"	WA60S	13,300	50	300	21
CW4547U41	14844	4-1/2"	x 1/16"	x 7/8"	WA46S	13,300	50	300	33

Type 1 .0045" for STAINLESS STEEL Cutting


CW4537U61	14840	4-1/2"	x .045"	x 7/8"	WA60S	13,300	50	300	21
CW5037U61	14850	5"	x .045"	x 7/8"	WA60S	12,000	50	300	23
CW6034U61	14861	6"	x .045"	x 1/2"	WA60S	10,200	50	200	22
CW6035U61	14865	6"	x .045"	x 5/8"	WA60S	10,200	50	200	22
CW6037U61	14869	6"	x .045"	x 7/8"	WA60S	10,200	50	200	22
CW7035U61	14875	7"	x .045"	x 5/8"	WA60S	8,500	50	200	30
CW7037U61	14879	7"	x .045"	x 7/8"	WA60S	8,500	50	200	30


Type 27 .0045" for STAINLESS STEEL Cutting

DW4517U65	14561	4-1/2"	x .045"	x 7/8"	WA60S	13,300	50	300	21
DW5017U65	14563	5"	x .045"	x 7/8"	WA60S	12,000	50	300	23
DW6017U65	14565	6"	x .045"	x 7/8"	WA60S	10,200	50	200	22

Item No.	UPC	Size			Spec.	Max. RPM	Pcs/ Box	Pcs/ Ctn	Ctn Wgt
		Dia.	x Thic.	x Arbor					
Type 1 METAL Cutting for STATIONARY SAWS 									
CA1095	42185	10"	x 1/8"	x 5/8"	A36S F2	6,100	10	30	27
CA1098	42188	10"	x 1/8"	x 1"	A36S F2	6,100	10	30	27
CA1288	49288	12"	x 1/8"	x 1"	A36S F1	5,100	10	30	36
CA1488	49388	14"	x 1/8"	x 1"	A36S F1	4,400	10	30	51
CA1298	42288	12"	x 1/8"	x 1"	A36S F2	5,100	10	30	36
CA1498	42488	14"	x 1/8"	x 1"	A36S F2	4,400	10	30	51
CA1678	42648	16"	x 1/8"	x 1"	A36R F2	3,800	10	20	53
CA1698	42658	16"	x 5/32"	x 1"	A36S F2	3,800	10	20	57
CA1898	42858	18"	x 5/32"	x 1"	A36S F2	3,350	10	10	36
CA2098	42958	20"	x 5/32"	x 1"	A36S F2	3,000	10	10	44





Type 1 METAL Cutting for CIRCULAR SAWS 									
CA708D	41780	7"	x 1/8"	x Dia-5/8"	A36T F2	8,500	25	100	41
CA808D	41880	8"	x 1/8"	x Dia-5/8"	A36T F2	7,600	25	50	28


Type 1 METAL Cutting for Low Horse Power CHOP SAW 									
CA1068	46168	10"	x 3/32"	x 1"	A46S F2	6,100	10	30	20
CA1268	46268	12"	x 3/32"	x 1"	A46S F2	5,100	10	30	30
CA1468	46368	14"	x 3/32"	x 1"	A46S F2	4,400	10	30	37
CA1078	49178	10"	x 7/64"	x 1"	A36P F1	6,100	10	30	27
CA1278	49278	12"	x 7/64"	x 1"	A36P F1	5,100	10	30	34
CA1478	49378	14"	x 7/64"	x 1"	A36P F1	4,400	10	30	46
CA1688	49488	16"	x 1/8"	x 1"	A36S F1	3,400	10	20	46




Type 1 STUD Cutting for Low Horse Power CHOP SAW 									
CA1468T	46369	14"	x 3/32"	x 1"	A46T F2	4,400	10	30	46

Item No.	UPC	Size			Spec.	Max. RPM	Pcs/ Box	Pcs/ Ctn	Ctn Wgt
		Dia.	x Thic.	x Arbor					

Type 1 for MASONRY Cutting  									
CC4045US	13125	4"	x 1/16"	x 5/8"	C46T F2	19,000	50	300	22
CC4547US	13135	4-1/2"	x 1/16"	x 7/8"	C46T F2	13,300	50	300	26
CC7045US	13155	7"	x 1/16"	x 5/8"	C46T F2	8,500	25	100	22

Type 1 MASONRY Cutting for CIRCULAR SAWS 									
CC708D	43480	7"	x 1/8"	x Dia-5/8"	C30S F2	8,500	50	100	41
CC808D	43580	8"	x 1/8"	x Dia-5/8"	C30S F2	7,600	50	50	25



Type 1 MASONRY Cutting for STATIONARY SAWS 									
CC1088	43688	10"	x 1/8"	x 1"	C30S F2	6,100	10	30	24
CC1288	43788	12"	x 1/8"	x 1"	C30S F2	5,100	10	30	35
CC1488	43888	14"	x 1/8"	x 1"	C30S F2	4,400	10	30	50

CUT-OFF WHEELS



Item No.	UPC	Size			Spec.	Max. RPM	Pcs/ Box	Pcs/ Ctn	Ctn Wgt
		Dia.	x Thic.	x Arbor					

Type 1 METAL Cutting for HIGH SPEED SAWS

CAH292	42259	12"	x 1/8"	x 20mm	A36S F3	6,300	10	30	44
CAH298	42258	12"	x 1/8"	x 1"	A36S F3	6,300	10	30	44
CAH492	42459	14"	x 1/8"	x 20mm	A36S F3	5,460	10	30	60
CAH498	42458	14"	x 1/8"	x 1"	A36S F3	5,400	10	30	60



Item No.	UPC	Size			Spec.	Max. RPM	Pcs/ Box	Pcs/ Ctn	Ctn Wgt
		Dia.	x Thic.	x Arbor					

Type 1 MASONRY Cutting for HIGH SPEED SAWS

CCH282	43759	12"	x 1/8"	x 20mm	C30S F3	6,300	10	30	43
CCH288	43758	12"	x 1/8"	x 1"	C30S F3	6,300	10	30	43
CCH482	43859	14"	x 1/8"	x 20mm	C30S F3	5,460	10	30	59
CCH488	43858	14"	x 1/8"	x 1"	C30S F3	5,400	10	30	59



Item No.	UPC	Size			Spec.	Max. RPM	Pcs/ Box	Pcs/ Ctn	Ctn Wgt
		Dia.	x Thic.	x Arbor					

Type 1 DUCTILE IRON Cutting for HIGH SPEED SAWS

CTH282	44259	12"	x 1/8"	x 20mm	AC30SF3	6,300	10	30	43
CTH288	44258	12"	x 1/8"	x 1"	AC30SF3	6,300	10	30	43
CTH482	44359	14"	x 1/8"	x 20mm	AC30SF3	5,460	10	30	59
CTH488	44358	14"	x 1/8"	x 1"	AC30SF3	5,400	10	30	59



Item No.	UPC	Size			Spec.	Max. RPM	Pcs/ Box	Pcs/ Ctn	Ctn Wgt
		Dia.	x Thic.	x Arbor					

Type 1 MASONRY Cutting for STREET SAWS - wheel with pin hole

CC1298	43782	12"	x 1/8"	x 1"	C30S F3	5,100	10	30	35
CC1498	43882	14"	x 1/8"	x 1"	C30S F3	4,400	10	30	59
CC14316	43892	14"	x 3/16"	x 1"	C24S F3	4,400	10	20	48

